

FLOWERS.

MotherGooseCaboose.com

BLANK FLOWER DESCRIPTION SHEET. Directions. Print out.

Describe and illustrate a flower. Keep as a reference and part of your flower journal.


p.1.

NAME _____

DATE _____

TYPE OF FLOWER _____

PICTURE OF FLOWER:



FLOWERS.


MotherGooseCaboose.com

BLANK FLOWER DESCRIPTION SHEET. Directions. Print out.

Describe and illustrate a flower. Keep as a reference and part of your flower journal.


p.2.

SHAPE OF PETALS _____



COLOR OF PETALS _____

NUMBER OF SEPALS _____



FLOWERS.


MotherGooseCaboose.com

BLANK FLOWER DESCRIPTION SHEET. Directions. Print out.

Describe and illustrate a flower. Keep as a reference and part of your flower journal.

p.3.

NUMBER OF STAMENS _____



NUMBER OF PISTILS _____



FLOWERS.


MotherGooseCaboose.com

BLANK FLOWER DESCRIPTION SHEET. Directions. Print out.

Describe and illustrate a flower. Keep as a reference and part of your flower journal.

p.1.

NUMBER OF OVULES PER PISTIL _____



FLOWERS.

MotherGooseCaboose.com

BLANK FLOWER DESCRIPTION SHEET cont'd. Directions. Print

out. Describe how the flower is fertilized and reproduced. Keep as a reference and part of your flower journal.

p.5.

FERTILIZATION & REPRODUCTION

A series of horizontal lines for writing, consisting of solid top and bottom lines with a dashed midline, repeated 10 times down the page.