

PLANTS.

[MotherGooseCaboose.com](http://MotherGooseCaboose.com)

**BLANK PLANT DESCRIPTION SHEET.** Directions. Print out.


Illustrate and write about a plant. Keep as a reference and part of your plant journal. **p.1.**

NAME \_\_\_\_\_

DATE \_\_\_\_\_

TYPE OF PLANT \_\_\_\_\_

PICTURE OF PLANT:



**PLANTS.**


[MotherGooseCaboose.com](http://MotherGooseCaboose.com)

**BLANK PLANT DESCRIPTION SHEET.** Directions. Print out.

Illustrate and write about a plant. Keep as a reference and part of your plant journal. **p.2.**

**SIZE OF PLANT** \_\_\_\_\_

**SHAPE OF LEAVES** \_\_\_\_\_



**PLANTS.**

[MotherGooseCaboose.com](http://MotherGooseCaboose.com)


**BLANK PLANT DESCRIPTION SHEET.** Directions. Print out.

Illustrate and write about a plant. Keep as a reference and part of your plant journal.

**p.3.**

**COLOR OF LEAVES** \_\_\_\_\_

**NUMBER OF LEAVES** \_\_\_\_\_



**PLANTS.**

[MotherGooseCaboose.com](http://MotherGooseCaboose.com)

**BLANK PLANT DESCRIPTION SHEET.** Directions. Print out.

Illustrate and write about a plant. Keep as a reference and part of your plant journal. p.4.

**FERTILIZATION & REPRODUCTION**

Handwriting practice lines for the section 'FERTILIZATION & REPRODUCTION'. Each line set consists of a solid top line, a dashed middle line, and a solid bottom line.

**PLANTS.**

[MotherGooseCaboose.com](http://MotherGooseCaboose.com)

**BLANK PLANT DESCRIPTION SHEET.** Directions. Print out. Keep as a reference.

**NAME** \_\_\_\_\_

**FLOWERS.** (See "Blank Flower Description Sheet.")

**PLANTS.** Plants were an early form of life that appeared on earth millions of years ago. They may be so small you cannot see them without a microscope or as large as the giant Sequoia trees in California (as tall as a twenty story building). Plants are living things that are made of cells, can grow, and reproduce. They carry on most of the same life processes that animals do. They differ from animals in that most have chlorophyll and can make their own food.